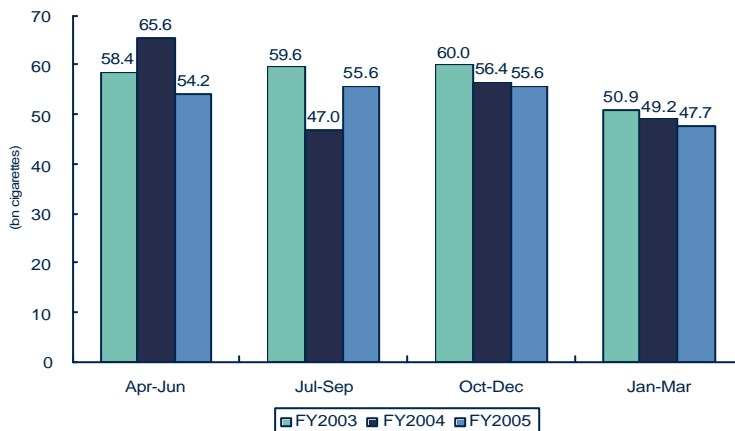


Domestic Tobacco Business



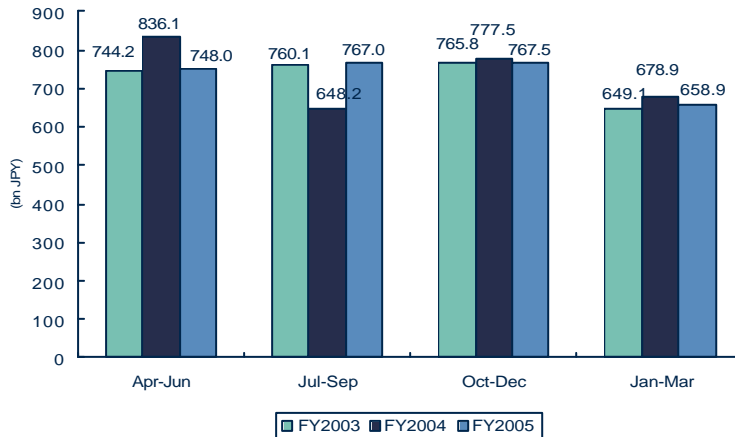
Domestic Tobacco - Quarterly Sales Volume



* Sales volume figures retroactively exclude domestic duty-free sales. This adjustment has been made since the announcement of Tobacco Business Results for Jan-Mar 2003.

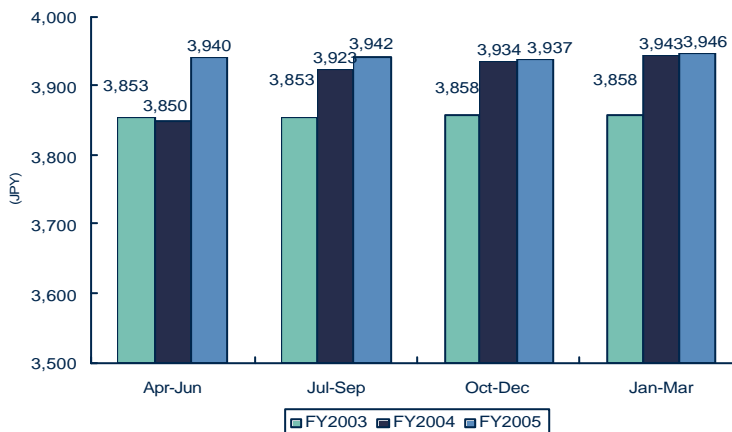
* Other than the sales volume figures shown in the above chart, sales from the China, Hong Kong, and Macau markets and domestic duty-free sales, which totaled 1.3 billion cigarettes for Oct-Dec. 2004, belong to domestic tobacco business.

Domestic Tobacco - Quarterly Retail Price Sales



* Excludes sales from the China, Hong Kong, and Macau markets and domestic duty-free sales.

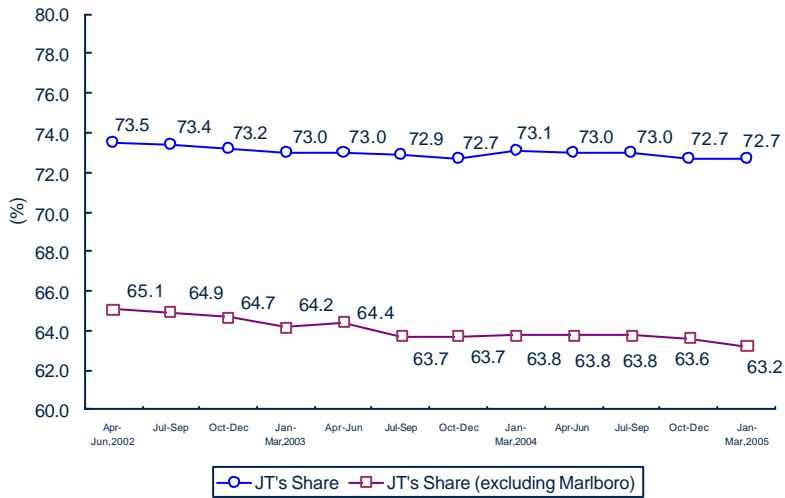
Domestic Tobacco - Quarterly Net Sales Excluding Excise Tax Per Thousand Cigarettes



* Excludes sales from the China, Hong Kong, and Macau markets and domestic duty-free sales.

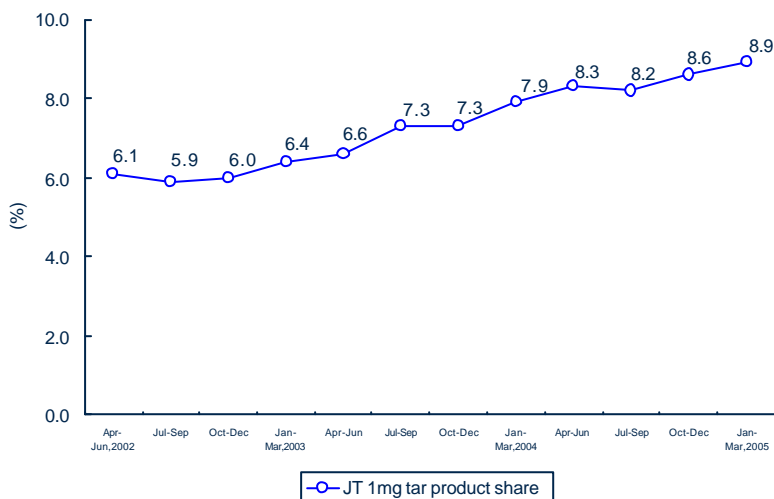
* Net sales excluding excise tax per thousand cigarettes = (retail price sales - retailer margins - consumption tax - national tobacco excise tax - local tobacco excise taxes - national tobacco special excise tax) / sales volume times 1,000.

Domestic Tobacco - Quarterly JT's Share of Market in Japan



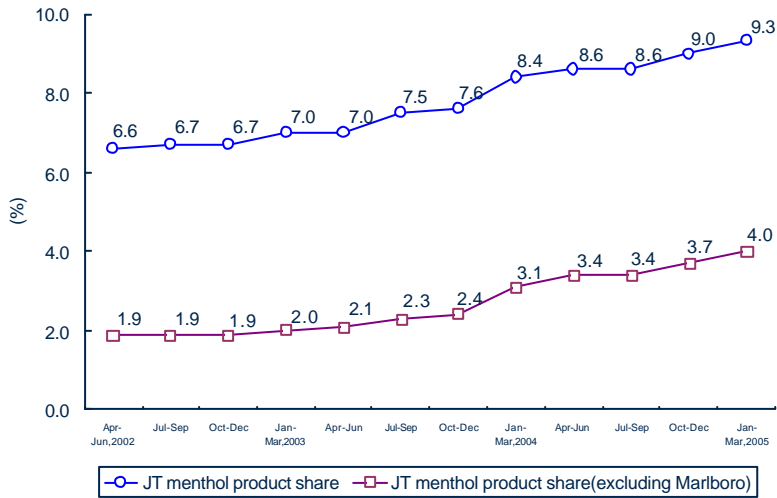
* Excludes sales from the China, Hong Kong, and Macau markets and domestic duty-free sales.

Domestic Tobacco - Quarterly JT's 1mg Tar Product Share of Market in Japan



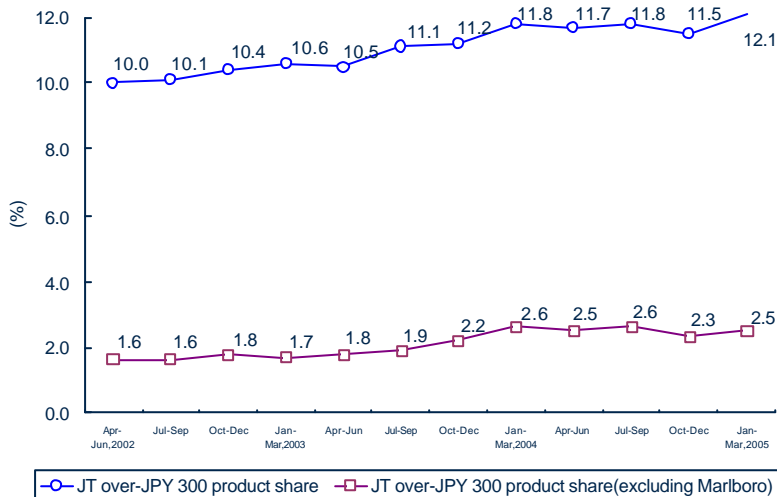
* Excludes sales from the China, Hong Kong, and Macau markets and domestic duty-free sales.

Domestic Tobacco - Quarterly JT's Menthol Product Share of Market in Japan



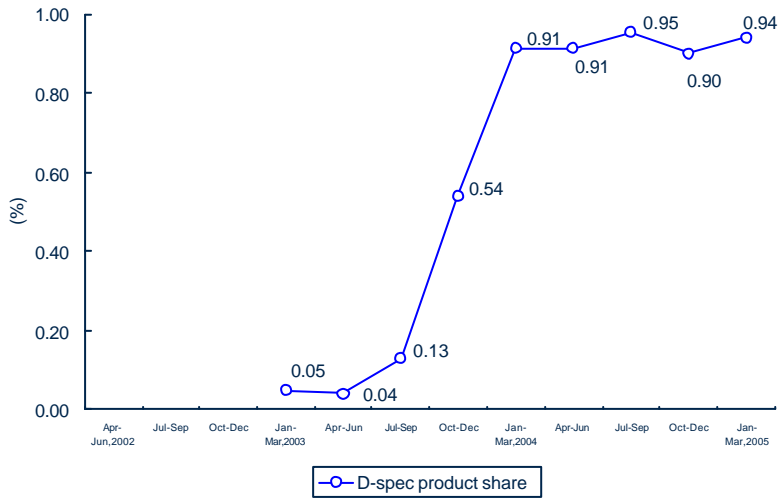
* Excludes sales from the China, Hong Kong, and Macau markets and domestic duty-free sales.

Domestic Tobacco - Quarterly JT's over-JPY 300 Product Share of Market in Japan



* Excludes sales from the China, Hong Kong, and Macau markets and domestic duty-free sales.

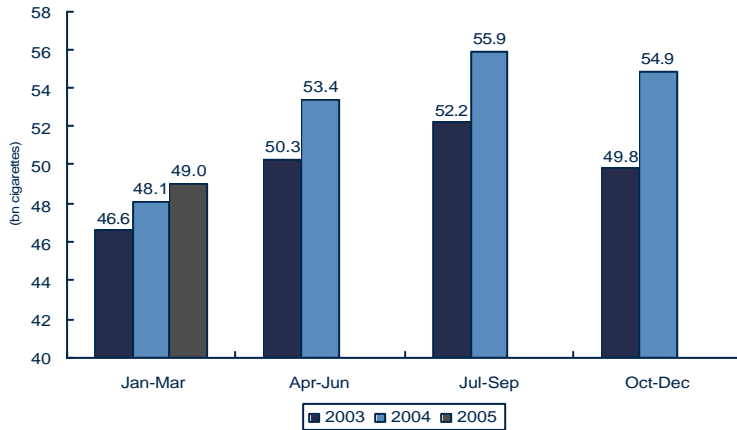
Domestic Tobacco - Quarterly JT's D-spec Product Share of Market in Japan



* Excludes sales from the China, Hong Kong, and Macau markets and domestic duty-free sales.

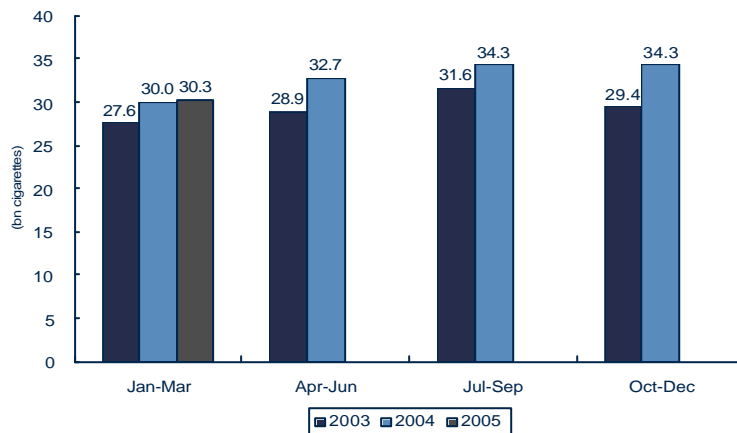
International Tobacco Business

International Tobacco - Quarterly Sales Volume



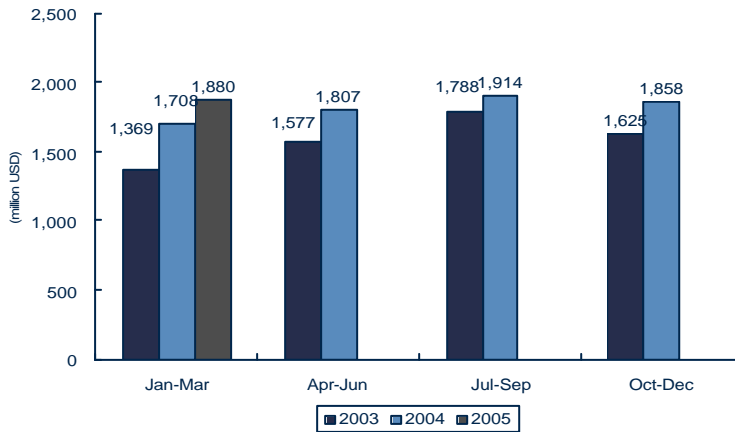
* All numbers in the chart were revised due to the transfer of the "China Division" (which includes operations of the China, Hong Kong, and Macau markets) from JT International S.A. to JT on January 1, 2003.

International Tobacco - Quarterly GFB Sales Volume



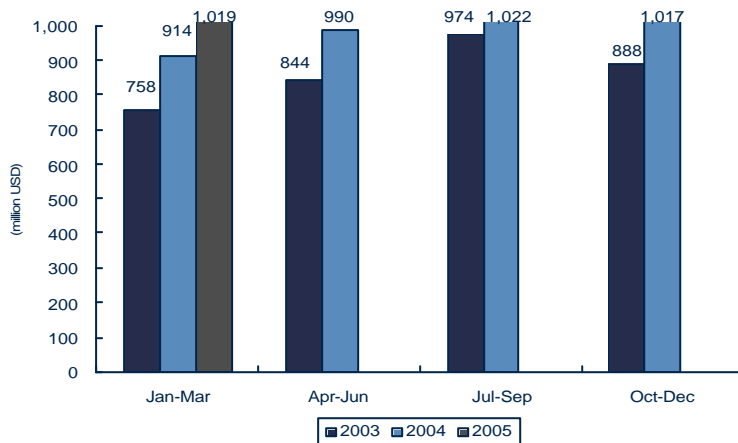
* All numbers in the chart were revised due to the transfer of the "China Division" (which includes operations of the China, Hong Kong, and Macau markets) from JT International S.A. to JT on January 1, 2003.

International Tobacco - Quarterly Sales Including Excise Tax



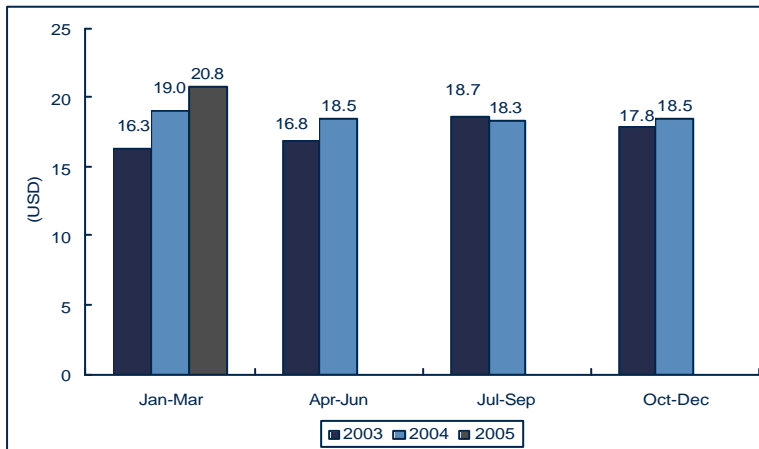
* All numbers in the chart were revised due to the transfer of the "China Division" (which includes operations of the China, Hong Kong, and Macau markets) from JT International S.A. to JT on January 1, 2003.

International Tobacco - Quarterly Sales Excluding Excise Tax



* All numbers in the chart were revised due to the transfer of the "China Division" (which includes operations of the China, Hong Kong, and Macau markets) from JT International S.A. to JT on January 1, 2003.

International Tobacco - Quarterly Sales Excluding Excise Tax Per Thousand Cigarettes



* All numbers in the chart were revised due to the transfer of the "China Division" (which includes operations of the China, Hong Kong, and Macau markets) from JT International S.A. to JT on January 1, 2003.